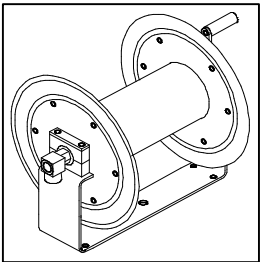


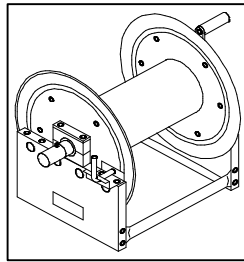


Hose Reel

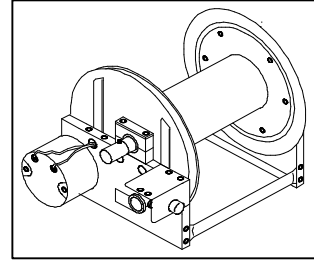
Selection Guide



U-Channel Frame
Manual Rewind



Full Frame
Manual Rewind
With Pin-Lock



12 Volt Electric
Rewind With Switch
and Solenoid

Hose Diameter (in)							Inlet X Outlet NPT	Aluminum Frame Reel Models			Stainless steel Reel Models			Spool:	
I.D. (in)	1/4	3/8	1/2	5/8	3/4	1"		U- Chan.	Full Frame	Elect rewind	U- Chan.	Full Frame	Elect rewind	Width (in)	Dia. (in.)
O.D. (in)	5/8	3/4	7/8	1"	1-9/32	1-9/16									
	200	150	100	75			1/2"	4806H	4306H		5406	5506		6	6
	425	300	200	150			1/2"	4812H	4312H	4312E	5412	5512	5512E	12	6
	625	450	325	225			1/2"	4818H	4318H	4318E	5418	5518	5518E	18	6
		550	400	300			1/2"		4322H	4322E		5522	5522E	22	6
			500	375			1/2"		4328H	4328E		5528	5528E	28	6
				150	90		1"		4012-6	4012-6E				12	6
				225	150		1"		4018-6	4018-6E				18	6
				300	180		1"		4022-6	4022-6E		5022-6	5022-6E	22	6
				375	230		1"		4028-6	4028-6E				28	6
				60	42		1"		4012-8	4012-8E				12	8
				110	55		1"		4018-8	4018-8E				18	8
				150	75		1"		4022-8	4022-8E				22	8
				185	90		1"		4028-8	4028-8E				28	8

Hose length in feet: ↑

Style:	Materials of Construction:				
	Manifolds	Disks	Spool	Hardware & Tierods	Swivel
Aluminum Frame Reels Models 48XX, 43XX, 40XX	Black Iron	Alum	PVC	SS	See price list
SS Frame Reels Models 54XX, 55XX,	SS	SS	PVC	SS	See price list

Call factory for
temperature above
140 degrees F.